

RABBIT HOLE LEARNING: PHONICS AT HOME
LESSON 4

T — t = /t/

Created to align with UFLI's scope and sequence


© 2026 Rabbit Hole Learning. All rights reserved.

This printable is for personal and educational use only. Redistribution, resale, or modification of this material is strictly prohibited without written permission from the creator.






EXTRA VIDEOS

- [Alphablocks Letter T: Phonics - Learn to Read | Fun with Letter T | Alphablocks](#)
- [Sesame Street "Letter T": Sesame Street: Letter T or the shorter clip Sesame Street: T is for Turtle](#)
- [Storybots Letter T: Letter T | StoryBots ABC Alphabet for Kids](#)
- [Storybots Letter T Song: ABC Song: The Letter T, "Time For T" by StoryBots](#)
- [Super Simple Song: Letter T: The T Song \(Uppercase\) | Super Simple ABCs](#)
- [Singing Walrus: T Formation \(Letter Writing\): Write the letter T | Alphabet Writing Lesson | The Singing Walrus](#)

/t/



/t/



HEARING THE SOUND

Say these phrases with your child to practice listening for the /t/ sound.






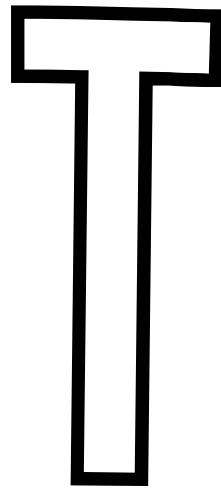



1. Tyrell and Tara took two turtles to the tent.
2. Tim saw Tatiana talking and texting on Tuesday.
3. Tariq tasted tons of tasty tomatoes with Tabitha.

Have your learner listen for the ending sound on these CVC words (or simple single-syllable words) and raise their hand (or jump/spin/run) when they hear the /t/ sound.

- Cat
- Bat
- Sit
- Hot
- Not
- Wet
- Ten
- Top
- Tub
- Toy
- Tall
- Tent

THE LETTER T


Color in the objects that start with the letter "t".



BEGINNING SOUND SORT

Cut and paste the pictures to match the beginning sounds.

| t | s | a | m |
|---|---|---|---|
| | | | |
| | | | |
| | | | |




WORDS WITH T


Trace the T the words.



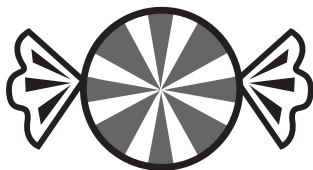
Target



Tongue




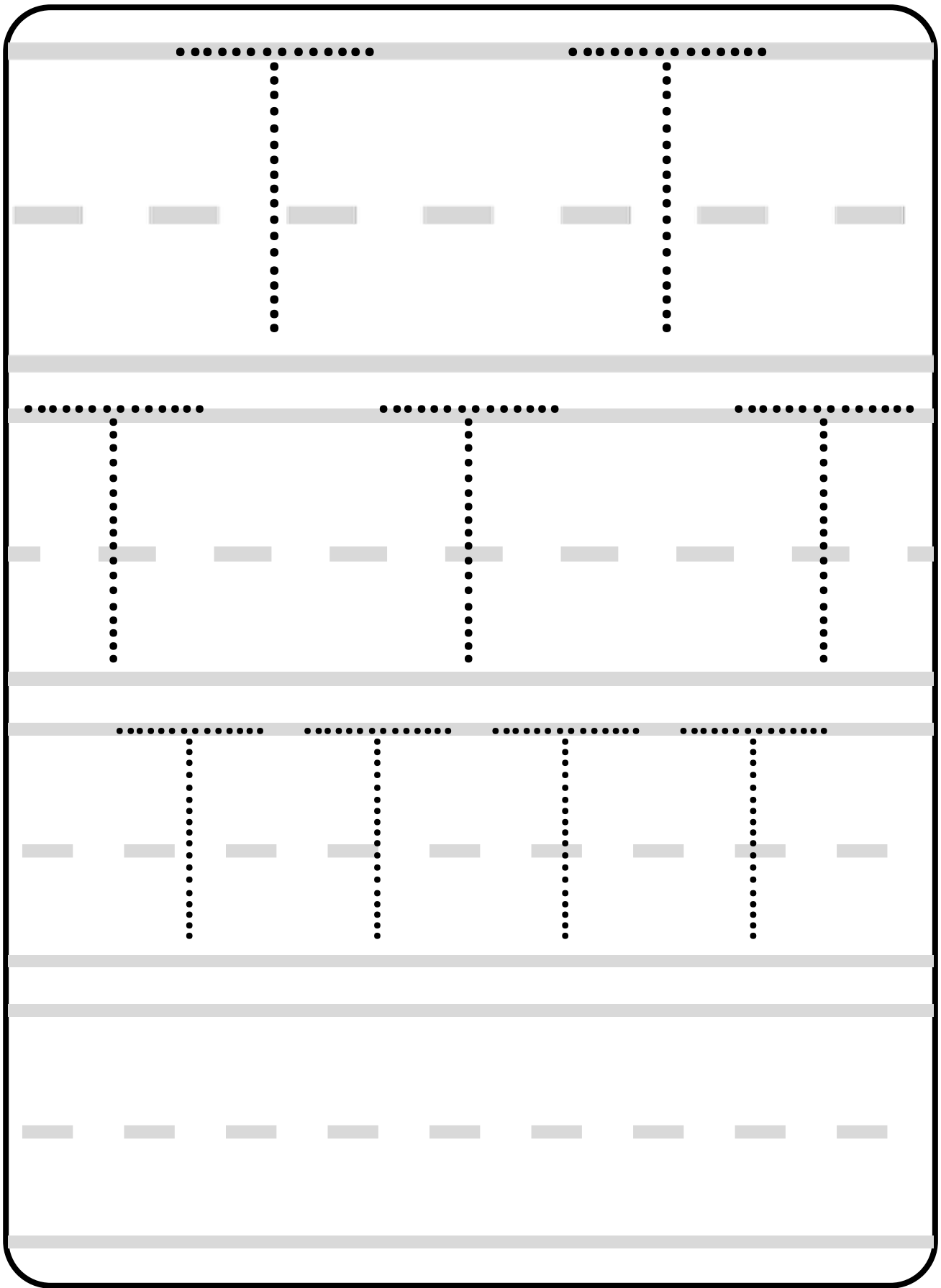
hat




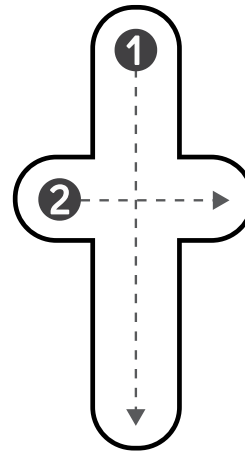
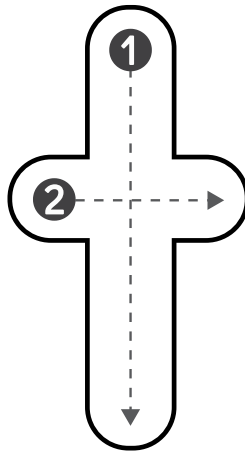
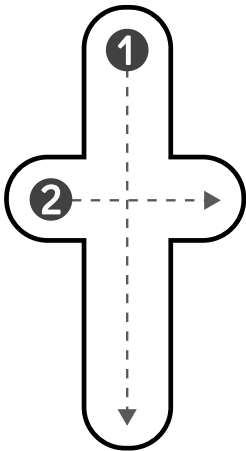
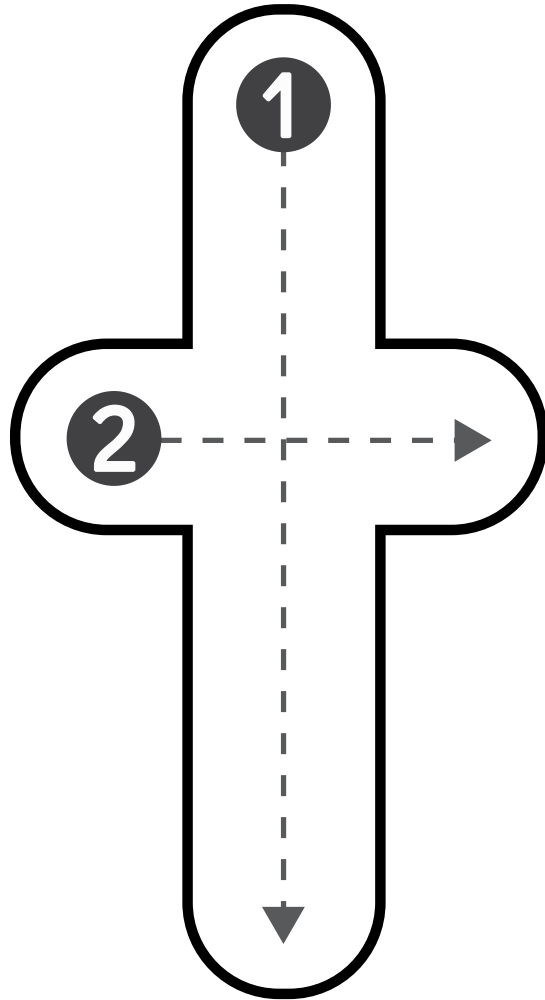
mint

TRACE THE TOWER









The image shows a handwriting practice sheet with four rows of dotted crosses on lined paper. Each row is bounded by a top and bottom gray bar, with a dashed midline. The first row contains two dotted crosses, the second row contains three, the third row contains four, and the fourth row is empty.

