

RABBIT HOLE LEARNING: PHONICS AT HOME
LESSON 1

A — a = /a/

Created to align with UFLI's scope and sequence

© 2025 Rabbit Hole Learning. All rights reserved.

This printable is for personal and educational use only. Redistribution, resale, or modification of this material is strictly prohibited without written permission from the creator.

EXTRA VIDEOS






Alphablocks Letter A

Sesame Street "Letter A" Compilation





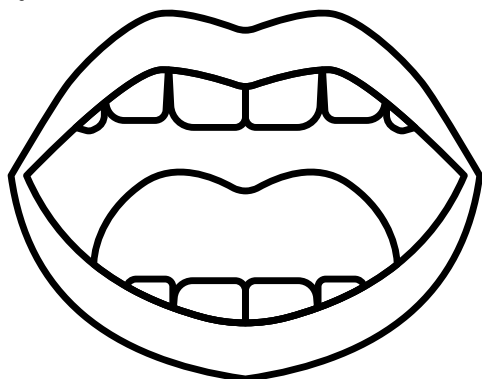
Storybots Letter A Song

'a' letter formation

/ă/



/ă/



HEARING THE SOUND

Say these phrases with your child to practice listening for the short a sound.


1. Adam the ant asked Abby for an apple.

2. Astronaut Anton ambushed the antelope

3. Allen answered Africa's ambulance.

Have your learner listen for the middle sound on these CVC words and raise their hand (or jump/spin/run) when they hear the short a sound.


- cat
- bag
- tab
- lap
- nab
- wag
- tub
- hum
- lid
- rig
- rob
- won



LETTER A MAZE

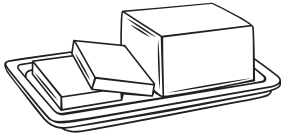
Follow the path of lower and uppercase As to get the ant to the apple

A	z	B	y	C	x	D	v
a	E	u	F	s	G	t	H
a	A	a	p	K	r	L	q
m	b	a	A	l	w	j	N
Q	a	R	A	S	i	T	g
c	U	f	a	d	W	e	W
Y	b	Z	a	A	a	D	m
n	l	o	p	p	a	r	G
E	q	Q	t	I	a	A	u
w	S	v	R	z	J	a	a




COMPOUND WORDS MATCHING

butter




+


fly



butterfly




snow



+

person



snowperson




rain




+


bow



rainbow



cup



+

cake








cupcake








THE LETTER A

Color in the objects that start with the letter "a."



A a



SORT THE LETTERS

Sort the capital versus the lowercase As

A

a

A



a

a

A

a

A

a

A





a

SORT THE SOUNDS

Sort by the initial sound of the word.


A

X




WORDS WITH A


Trace the a in the words.



A p p p l e



A n t





c a t

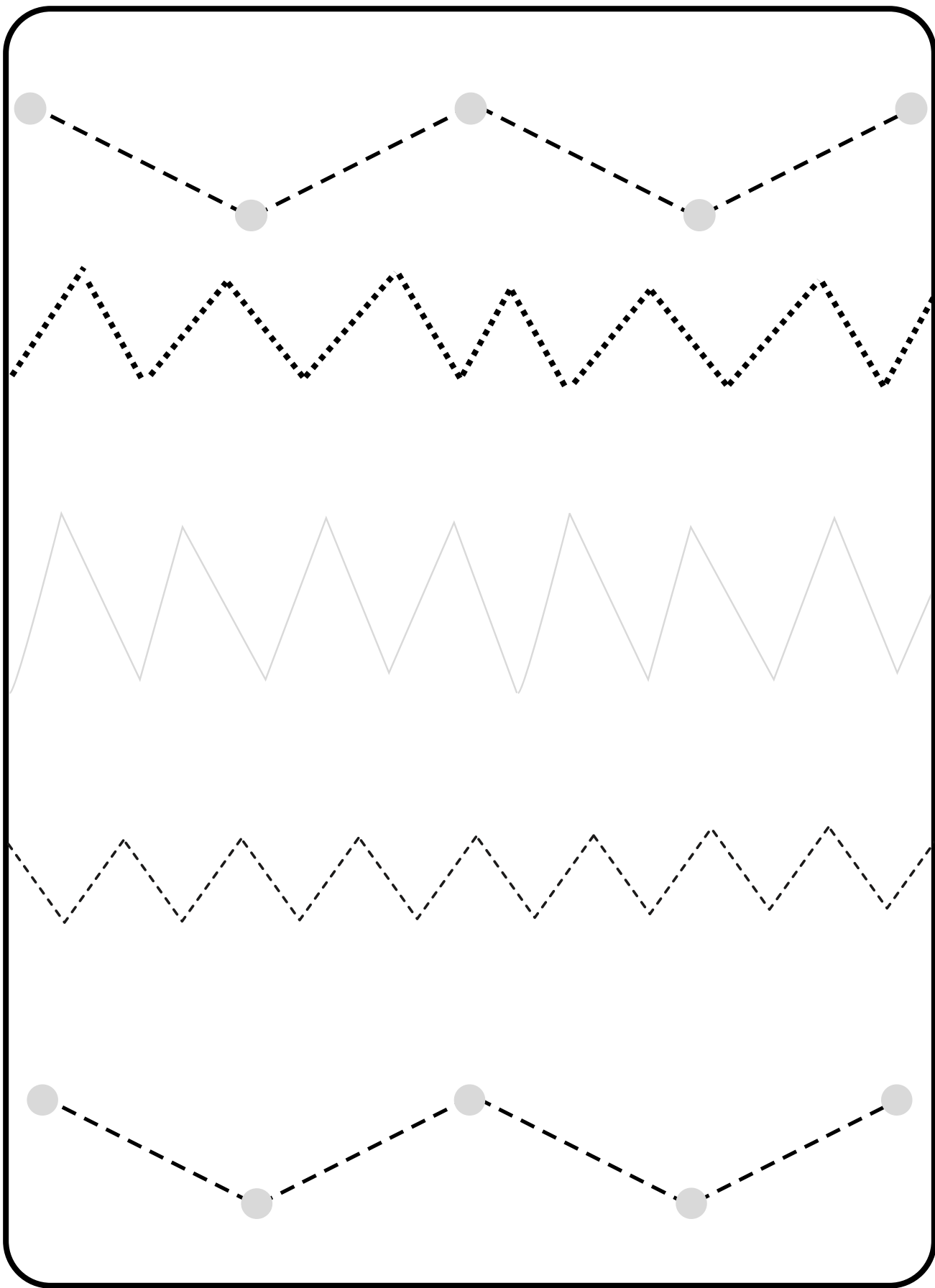


b a g


Practice SLIDING down the slides




Trace the zig zags.

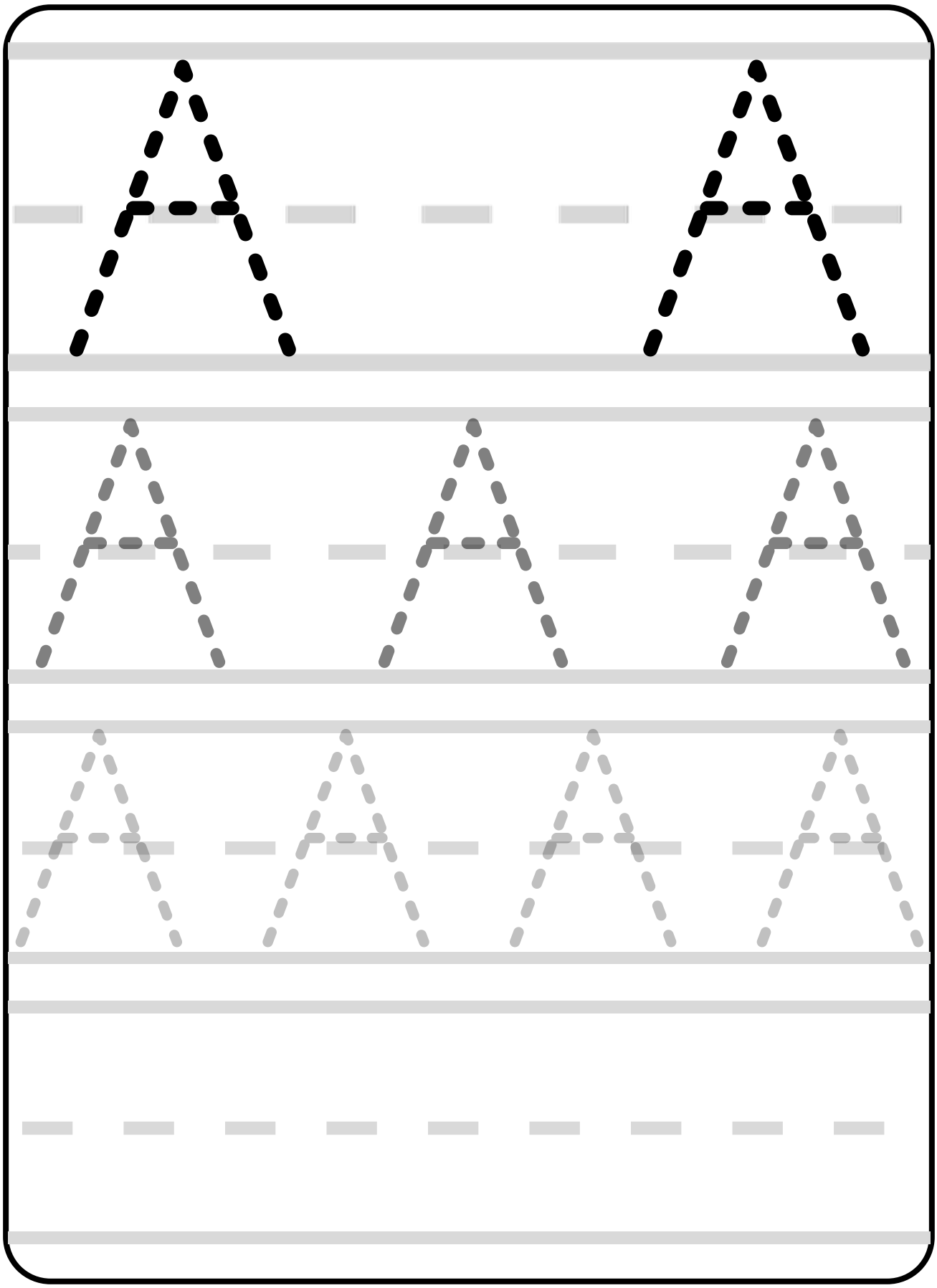



Trace the circles. Encourage that we start from the leaves.



Trace the lines of the apple. Encourage that we start from the top.







This handwriting practice sheet is enclosed in a rounded rectangular border and features four rows of horizontal lines. Each row is defined by a top grey line, a middle grey line, and a bottom grey line. The first row contains three lowercase 'a's formed by large black dots, with small grey rectangular boxes above each letter. The second row contains four lowercase 'a's formed by smaller grey dots, also with small grey rectangular boxes above each letter. The third row contains five lowercase 'a's formed by even smaller grey dots, with small grey rectangular boxes above each letter. The fourth row consists of ten small grey rectangular boxes, one centered between each pair of the middle and bottom lines, serving as a guide for letter placement.

