

Rabbit Hole Learning's
Living Non-Living Sort

+ Biological/Human Made/Natural Earth

PRINTABLES

© 2025 Rabbit Hole Learning. All rights reserved.

This printable is for personal and educational use only. Redistribution, resale, or modification of this material is strictly prohibited without written permission from the creator.

Understanding Objects: Two Ways to Classify

When we explore the world with kids, we can sort things in two main ways:

1. Living vs. Nonliving

- Living things are alive right now. They grow, use energy, respond to their surroundings, and can reproduce.
- Nonliving things are not alive and never were alive. They don't grow, eat, or reproduce.

2. Biological, Human-Made, or Natural Earth

- Biological: Things that are living or were once living, like animals, plants, shells, wood, or eggs.
- Human-Made: Things people create or build, like toys, tools, clothing, or technology.
- Natural Earth: Things that come from nature but are not alive, like rocks, water, sand, fire, or fossils.
-

How it connects:

- “Living vs. nonliving” is a simple way for kids to recognize life.
- “Biological, human-made, or natural earth” gives a richer picture of where things come from and how humans interact with the world.

Example:

- A tree is living and biological.
- A rock is nonliving and natural earth.
- A telescope is nonliving and human-made.

This combined approach lets kids sort items in more than one way and start thinking about life, nature, and human impact all at once.

Note

I first saw the idea of sorting between biological, human-made, and natural earth in Building Foundations for Scientific Understanding (BFSU) by Bernard J. Nebel, Ph.D. and it is also used by the curriculum Scientific Connections through Inquiry (SCI) which is based on BFSU

Living

Non-Living

Biological

Natural Earth

Human Made

Level I Living Non Living Sort



Snail




Telescope



Flip Flops



Mushroom



Chrystal



Snake

Level I Living Non Living Sort



Spider



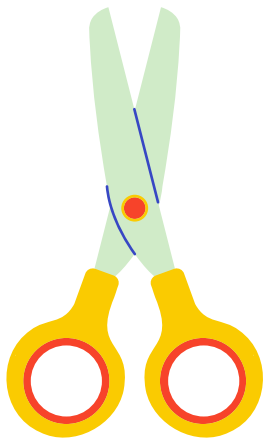
Tumbler



Strawberries



Cell Phone




Scissors



Potted Plant (succulent)


Level I Living Non Living Sort




Snail



Alarm Clock




Mushroom



Bookbag

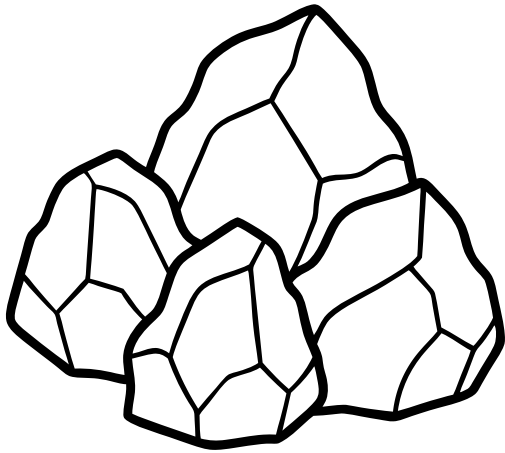


Globe

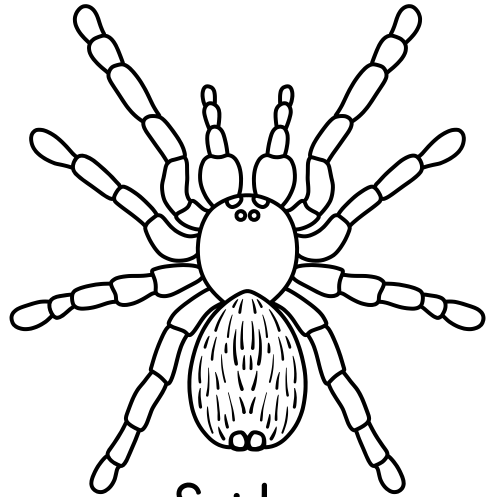


Fox

Level I Living Non Living Sort




Rocks




Spider




Flipflops



Bananas



Plant

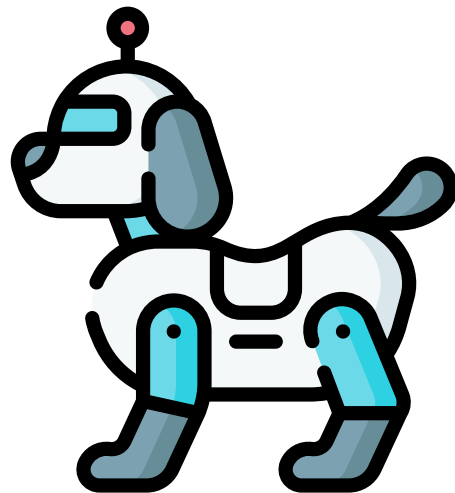


Scissors


Level 2 Living Non Living Sort




Fire



Robot Dog



Coral



Mold

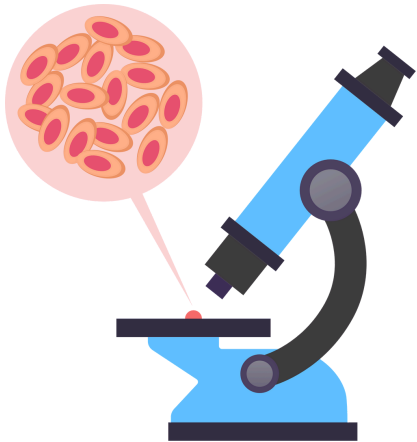


Venus Fly Trap



Seed


Level 2 Living Non Living Sort



Cells



Fossils




Shell



Eggs








Wood




Artificial Intelligence


Level 2 Living Non Living Sort




Level 2 Living Non Living Sort




Fire




Robot Dog




Coral



Mold

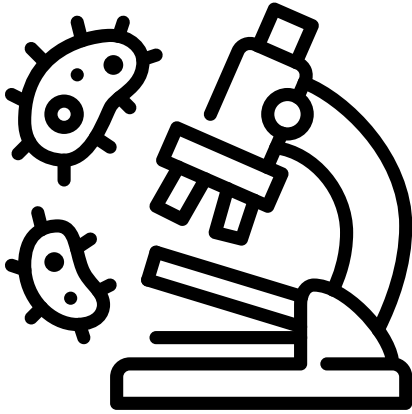


Venus Fly Trap




Seeds


Level 2 Living Non Living Sort




Bacteria



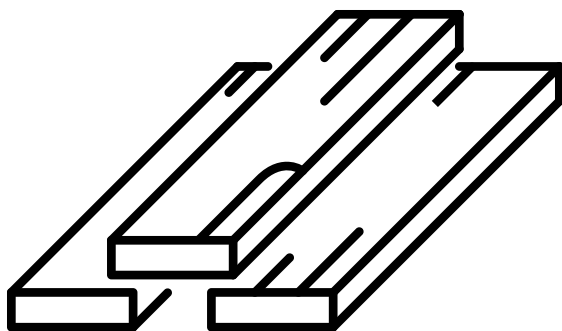
Fossils




Shell



Eggs




Wood




Artificial Intelligence


Level 2 Living Non Living Sort



Water



Dirt



Sand

Definitions and Examples

Living

- Things that are alive right now. They grow, use energy, respond to their surroundings, and can reproduce.
- Examples: animals, plants, bacteria.

Nonliving

- Things that are not alive and never were alive. They do not grow, need food, or reproduce.
- Examples: rocks, water, air.

Biological

- Things that are living or were once living. This includes living organisms and the materials they make or leave behind.
- Examples: plants, animals, shells, wood, bones.

Natural Earth

- Things that come from nature but are not alive. They are part of Earth's physical environment.
- Examples: rocks, water, sand, fire, fossils.

Human-Made

- Things that people create or build using natural materials or technology. These things are made out of biological or natural earth materials.
- Examples: scissors, cell phones, clothing, robots.

Living

Spider
Strawberries
Potted plant (succulent)
Snail
Bananas
Plant
Coral
Mold
Venus flytrap
Seed / Seeds
Fox
Cells
Wood
Eggs
Mushroom
Snake
Bacteria

Non-Living

Tumbler
Cell phone
Scissors
Globe
Rocks
Flip flops
Fire
Robot dog
Artificial intelligence
Bookbag
Water
Dirt
Sand
Fossils
Shell
Alarm clock
Telescope
Crystal

Biological

Spider
Strawberries
Potted plant (succulent)
Snail
Bananas
Plant
Coral
Mold
Venus flytrap
Seed / Seeds
Fox
Cells
Wood
Eggs
Mushroom
Snake
Bacteria
Shell

Natural Earth

Rocks
Fire
Water
Dirt
Sand
Fossils***
Crystal

Human Made

Tumbler
Cell phone
Scissors
Globe
Flip flops
Robot dog
Artificial intelligence
Bookbag
Alarm clock
Telescope