

# WHERE AM I IN THE UNIVERSE

GLUE OR STAPLE HERE

**1**

**Me!**

GLUE OR STAPLE HERE

**2**

**Earth**

**1** Complete where you are in the universe (draw/write).

**2** Cut the boxes and glue them in order.

GLUE OR STAPLE HERE

**3**

**Solar System**

GLUE OR STAPLE HERE

**4**

**Milky Way**


GLUE OR STAPLE HERE

**5**

**Universe**

# WHERE AM I IN THE UNIVERSE

GLUE OR STAPLE HERE



**1**

**Me!**


GLUE OR STAPLE HERE



**2**

**Earth**

GLUE OR STAPLE HERE



**3**

**Solar System**

GLUE OR STAPLE HERE



**4**

**Milky Way**

**1** Complete where you are in the universe (draw/write).

**2** Cut the boxes and glue them in order.

GLUE OR STAPLE HERE

**5**

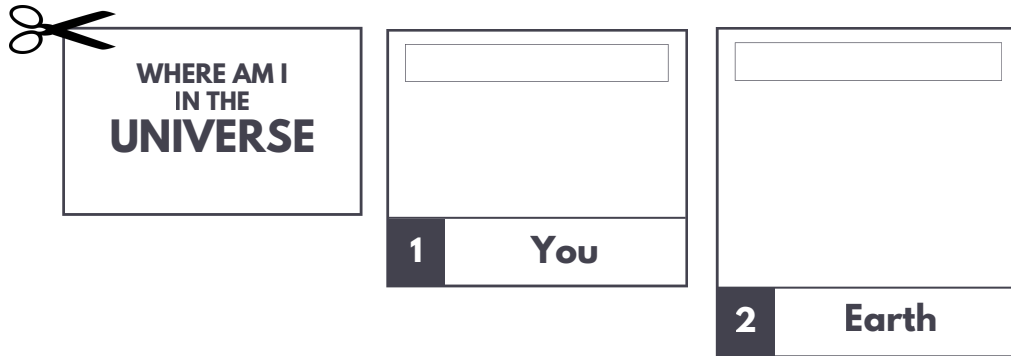
**Universe**

# WHERE AM I IN THE UNIVERSE?

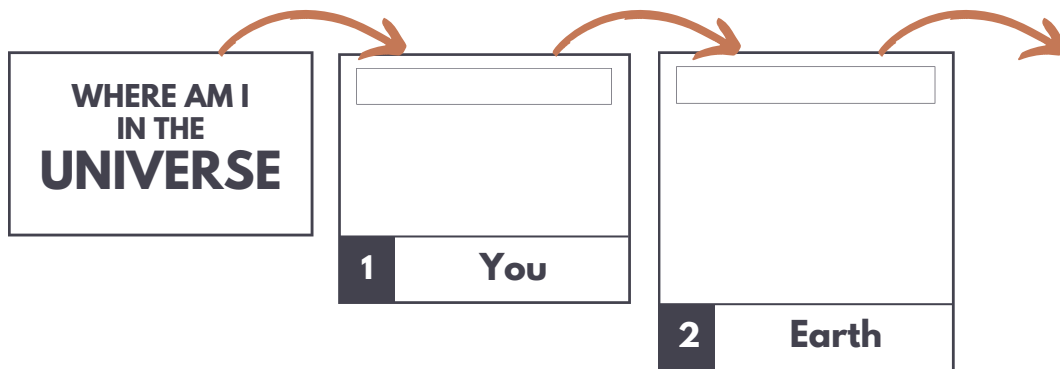
## FLIP BOOK

**1** Ask learners to complete the steps to Formation of Coal (write and/or draw)

**2** When they finish ask them to cut the 5 boxes (pages) of the Flip Book.



**3** Tell students to glue or staple the pages together, one onto the other, following the numbers.



**4** The Flip Book will look like this:

WHERE AM I IN THE UNIVERSE	
1	You
2	Earth
3	Solar System
4	Milky Way
5	Universe