LMMAGAZINE

BINDER



INSTRUCTIONS

PLAN A

1. Choose the cover for your Binder

2. Choose the Binder pages relevant to you

3. Print the Cover and Binder pages you chose (or all)

4. Punch holes and file in Binder

5. Start your month using the trackers and all the resources in the Binder

OR

PLAN B

Download the pdf files and open them in GoodNotes or Adobe Reader (free) and use it as a digital Binder/Planner!

6. Your journey starts now! Enjoy!

© Copyright 2025 Life Mastery Publishing

LM BINDER

unlock your full potential

www.lifemasterymagazine.com

LM BINDER

unlock your full potential

www.lifemasterymagazine.com

LM BINDER™

© Copyright 2025 Life Mastery Publishing

WELCOME!!!

Your Life Mastery Binder!

I'm thrilled to introduce you to your Life Mastery Binder - the tool to empower you to unlock your full potential. Throughout your journey, you will get thoughtfully curated resources that inspire positive change and transformation in your life. These printable resources will help you start building your own transformational binder. Get ready to embark on a journey of personal growth and self-discovery with the LM Binder by your side.

© Copyright 2025 Life Mastery Publishing

NUTRITION

Nutrition

2025

LM
Magazine

© Copyright 2025 Life Mastery Publishing

March 2025

SUN	MON	TUE	WED	THU	FRI	SAT
23	24	25	26	27	28	1
2	3	4	5	6	7	8
9	10	11	12	13	14	15
16	17	18	19	20	21	22
23	24	25	26	27	28	29
30	31	1	2	3	4	5

Kindness is *beautiful*

Daily Self-Care

DATE : _____

M T W T F S S

CHECKLIST

- ◯ MAKE YOUR BED
- ◯ TAKE YOUR MEDICATIONS & VITAMINS
- ◯ SKINCARE ROUTINE
- ◯ HEALTHY MEALS
- ◯ GO FOR A WALK
- ◯ CLEANING HOUSE
- ◯ WASHING CLOTHES
- ◯ LISTEN TO MUSIC
- ◯ HAVE A POWER NAP
- ◯ SOCIAL MEDIA BREAK
- ◯ TAKE A LONG BATH
- ◯ DO A FACE MASK
- ◯ CALL A FRIEND OR FAMILY
- ◯ MEDITATION
- ◯ WATCH A MOVIE
- ◯ CUDDLE A PET OR HUMAN
- ◯ TRY A NEW RESTAURANT
- ◯ MAKE TIME TO READ
- ◯ TRY A NEW RECIPE
- ◯ NO PHONE 30 MINS BEFORE BED

WORKOUT

- ◯ CARDIO
- ◯ WEIGHT
- ◯ YOGA
- ◯ STRETCH
- ◯ REST DAY
- ◯ OTHER

THINGS THAT MADE ME HAPPY TODAY

HOURS OF SLEEP (Hours)

1 2 3 4 5 6 7 8

HYDRATION (Glass)

1 2 3 4 5 6 7 8

MOOD

ANGRY TIRED SAD GREAT FUN

© Copyright 2025 Life Mastery Publishing

Daily Wellness

DATE : _____

M T W T F S S

TODAY I FEEL

TODAY'S AFFIRMATION

TODAY'S MANTRA

TODAY I'M PROUD OF

WEATHER

TODAY'S GOAL

NOTES

TOMORROW'S PLAN

© Copyright 2025 Life Mastery Publishing

Habit Tracker

FEBRUARY

#	HABIT	1	2	3	4	5	6	7	8	9	10	11	12	13	14	15	16	17	18	19	20	21	22	23	24	25	26	27	28	29	30	31
1																																
2																																
3																																
4																																
5																																
6																																
7																																
8																																
9																																
10																																
11																																
12																																
13																																
14																																
15																																
16																																
17																																
18																																
19																																
20																																
21																																
22																																
23																																
24																																
25																																
26																																
27																																
28																																
29																																

Notes

© Copyright 2025 Life Mastery Publishing

Vitamin Tracker

Jan	Feb	Mar	Apr	May	Jun	Jul	Aug	Sep	Oct	Nov	Dec

Week of _____

VITAMINS	m	t	w	t	f	s	s
_____							
_____							
_____							
_____							
_____							
_____							
_____							

Week of _____

VITAMINS	m	t	w	t	f	s	s
_____							
_____							
_____							
_____							
_____							
_____							
_____							

Week of _____

VITAMINS	m	t	w	t	f	s	s
_____							
_____							
_____							
_____							
_____							
_____							
_____							

Week of _____

VITAMINS	m	t	w	t	f	s	s
_____							
_____							
_____							
_____							
_____							
_____							
_____							

Week of _____

VITAMINS	m	t	w	t	f	s	s
_____							
_____							
_____							
_____							
_____							
_____							
_____							

Notes

_____
_____
_____
_____
_____
_____
_____
_____
_____
_____

© Copyright 2025 Life Mastery Publishing

30 Day

CHALLENGE TRACKER

SUN	MON	TUE	WED	THU	FRI	SAT

PICK ONE... OR SIX! OR CHOOSE YOUR OWN!

WORKOUT

WALK IN NATURE

HOBBY

JOURNAL

SLEEP MORE

HEALTHY FOOD

© Copyright 2025 Life Mastery Publishing

WHEEL OF LIFE®

Nutrition

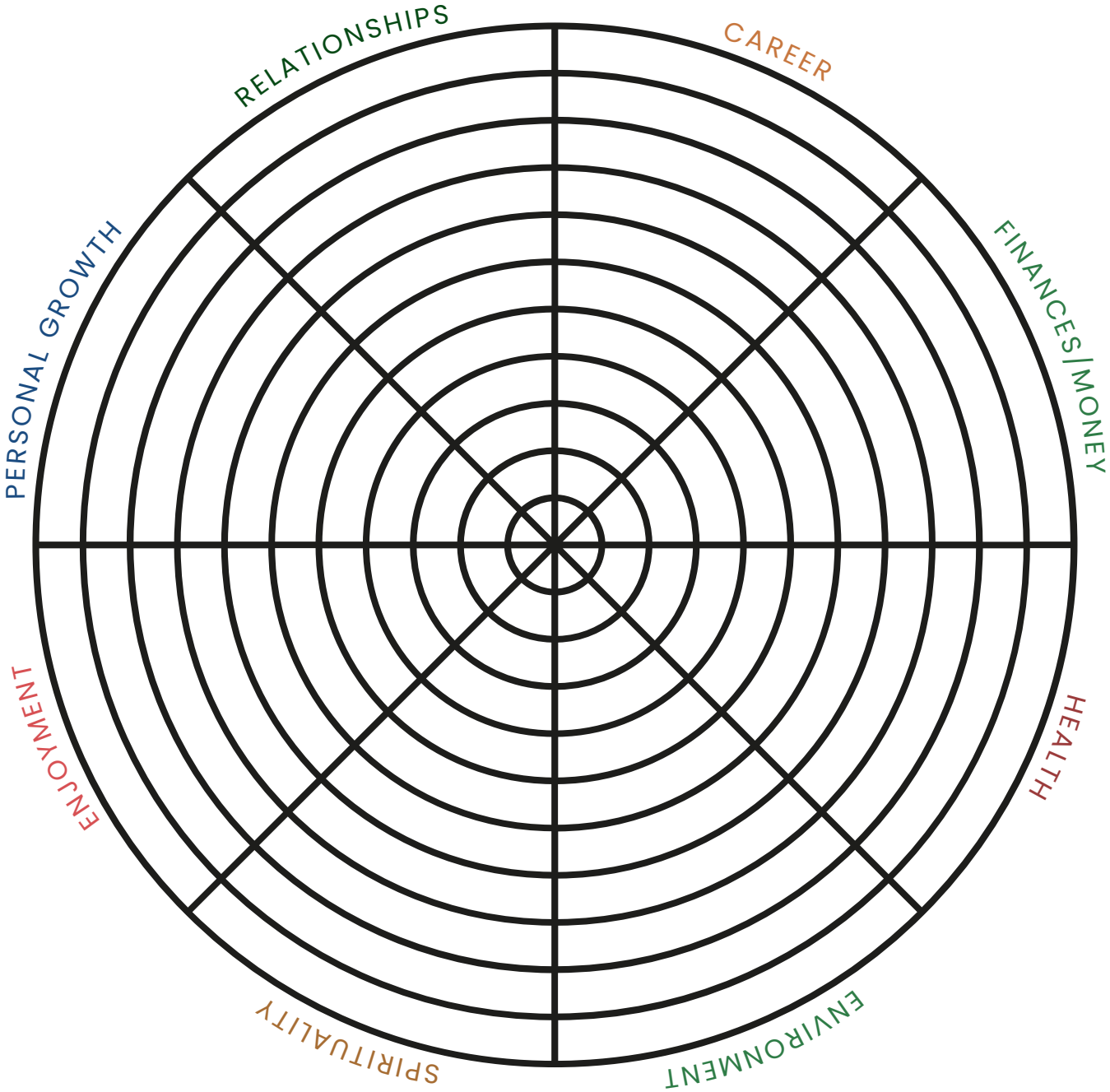

Consider how satisfied you are in each area on a scale from 1 (very dissatisfied - inner circle) to 10 (fully satisfied - outer circle). Place a dot in the middle of the corresponding line on the wheel to note your score.

If you need help completing your Wheel of Life, you can find it in the section - **More Resources** of this Life Mastery Binder.

© Copyright 2025 Life Mastery Publishing

Affirmations for Nutrition

Affirmations are positive statements that can help you challenge and overcome self-sabotaging and negative thoughts. When you repeat them often and believe in them, you can start to make positive changes. Using affirmations can help you shift your mindset in all areas.

I am grateful for the food that nourishes me and supports my well-being.

I choose foods that make me feel energized, healthy, and vibrant.

I listen to my hunger cues and eat in a balanced and mindful way.

I am worthy of taking the time to nourish myself properly.

I honor my cravings with mindful choices that support my goals.

I celebrate every step I take toward making healthier choices.

©Copyright 2025 Life Mastery Publishing

Gratitude Practice

March 2025

© Copyright 2025 Life Mastery Publishing

Nutrition GOALS

1

2

3

4

5

6

7

8

© Copyright 2025 Life Mastery Publishing

Monthly Goals

1

2

3

4

5

6

7

8

© Copyright 2025 Life Mastery Publishing

Journaling Prompts for Nutrition

What is my current relationship with food?
Is it nurturing, or do I feel like I'm constantly battling cravings or guilt?

What is one small food change I could make today to support my well-being?
What's one step I can take to start eating more mindfully?

What are my biggest obstacles to making healthier food choices?
How can I overcome these challenges with kindness and patience?

When I think about my health and food, how would I like to feel 6 months from now?
What can I do today to start creating that feeling and future?

In what areas of my life am I most resistant to change?
How might my relationship with food mirror this resistance, and how can I shift my mindset?

© Copyright 2025 Life Mastery Publishing

Journal Prompt

Date:

© Copyright 2025 Life Mastery Publishing

My Word This Month Is

How I see myself implementing my word across the different areas of my life:

My Business	Finances	Health

Home	Inner Growth	Family

Lifestyle	Relationships	Spiritual

© Copyright 2025 Life Mastery Publishing

Healthy Me recipe

DIFFICULTY

NAME OF DISH

Strawberry-Chocolate Greek Yogurt Bark

CATEGORY	PREP TIME	COOK TIME
dessert/snacke	10min	3hrs - freezer time

INGREDIENTS

- 3 cups whole-milk plain Greek yogurt
- ¼ cup pure maple syrup or honey
- 1 teaspoon vanilla extract
- 1 ½ cups sliced strawberries
- ¼ cup mini chocolate chip

INSTRUCTIONS

- Line a large rimmed baking sheet with parchment paper.
- Stir yogurt, maple syrup (or honey) and vanilla in a medium bowl. Spread on the prepared baking sheet into a 10-by-15-inch rectangle. Scatter the strawberries on top and sprinkle with chocolate chips.
- Freeze until very firm, at least 3 hours. To serve, cut or break into 32 pieces.

© Copyright 2025 Life Mastery Publishing

Recipe card

DIFFICULTY

NAME OF DISH

Strawberry-Chocolate Greek Yogurt Bark

CATEGORY	PREP TIME	COOK TIME
dessert/snack	10min	3hrs freezer time

INGREDIENTS

- 3 cups whole-milk plain Greek yogurt
- ¼ cup pure maple syrup or honey
- 1 teaspoon vanilla extract
- 1 ½ cups sliced strawberries
- ¼ cup mini chocolate chips

INSTRUCTIONS

- Line a large rimmed baking sheet with parchment paper.
- Stir yogurt, maple syrup (or honey) and vanilla in a medium bowl. Spread on the prepared baking sheet into a 10-by-15-inch rectangle. Scatter the strawberries on top and sprinkle with chocolate chips.
- Freeze until very firm, at least 3 hours. To serve, cut or break into 32 pieces.

© Copyright 2025 Life Mastery Publishing

I Am Releasing

Let it go _____

Let it go _____

Let it go _____

© Copyright 2025 Life Mastery Publishing

End Of Month Self-Reflection

March 2025

© Copyright 2025 Life Mastery Publishing

© Copyright 2025 Life Mastery Publishing

Your Challenges

2025

Life Mastery Magazine

NUTRITION

© Copyright 2025 Life Mastery Publishing

MARCH INTO HEALTH

30-DAY NOURISH YOUR BODY

CHALLENGE

LM MAGAZINE BY SARA FERNANDES

WELCOME!

March into Health

30-Day Nourish Your Body Challenge

Welcome to the **March into Health**: 30-Day Nourish Your Body Challenge!
This challenge is all about small, intentional steps to fuel your body, boost your energy, and create lasting healthy habits—without overwhelm.
Each day, you'll get a simple, doable action focused on nourishment, whether it's mindful eating, hydration, movement, or self-care. No rigid rules, just a flexible and supportive approach to feeling your best. Use this workbook to track your progress, reflect on your journey, and celebrate your wins.

Let's make March a month of nourishment, balance, and vitality—one day at a time!

My commitment

MARCH INTO HEALTH

I, _____, commit to fully participating in the March into Health - 30-Day Nourish Your Body Challenge.

I will:

- Dedicate time each day to engage in the challenge materials and exercises.
- Set aside time each day to complete my assigned tasks and reflections.
- Prioritize my personal growth and time management throughout the challenge.
- Stay positive, stay open to new ideas, and be kind to myself as I move through the journey.
- Participate in any optional group activities, check-ins, or discussions (if applicable).
- Complete the daily journaling prompts or time assessments, if applicable.

I understand that to make this challenge effective, I need to dedicate time to the process. I am committing to spending _____ per day/week for the next 30 days on the activities, journaling, and reflections required in this challenge.

By signing this document, I am committing to fully participating in the March into Health - 30-Day Nourish Your Body Challenge and doing my best to stay engaged, motivated, and focused on achieving my goals.

date:

signature:

Monthly Planner

I start my challenge on the:

MON.	TUE.	WED,	THUR.	FRI.	SAT.	SUN.

Every bite of veggies brings you closer to feeling energized and vibrant. Get creative, have fun, and celebrate every little win!

Daily Tracker

	SUN	MON	TUE	WED	THU	FRI	SAT

	SUN	MON	TUE	WED	THU	FRI	SAT

	SUN	MON	TUE	WED	THU	FRI	SAT

Daily Water Intake

WEEK ..... DAILY GOAL ..... RESULT .....

SUNDAY

MONDAY

TUESDAY

WEDNESDAY

THURSDAY

FRIDAY

SATURDAY

WEEK 1

Veggie Boost

Day 1

Goal: Add one extra serving of vegetables to every meal.

Daily Focus: Try a new veggie each day or experiment with different ways of preparing them.

Day 1: Add Greens to Breakfast

- Toss a handful of spinach or kale into your smoothie, omelet, or scrambled eggs.
- Not a fan of greens? Mix them into a wrap or sandwich for a mild and nutritious boost.

To try:

- Veggie-Packed Smoothie: Spinach, banana, berries, almond milk
- Roasted Veggie Medley: Sweet potatoes, zucchini, bell peppers, olive oil, herbs
- Veggie Stir-Fry: Broccoli, mushrooms, snow peas, soy sauce, garlic, ginger

Day 1

What's one veggie you'd like to add to today's meals? (e.g., spinach, bell peppers, broccoli)

Veggie Boost

Day 2

Goal - Snack on Raw Veggies

- Prep a small plate of cucumber, celery, or bell pepper slices with hummus, guacamole, or a yogurt dip.
- Try a veggie you don't usually eat raw—snap peas or jicama are crunchy and refreshing!

Day 2

Did you try veggie snacks? What did you have?

Veggie Boost

Day 3

Goal - Roast a Rainbow

- Roast a mix of colorful veggies (carrots, zucchini, sweet potatoes, and bell peppers) with olive oil and your favorite spices.
- Perfect as a side dish or tossed into salads, wraps, or grain bowls.

Day 3

What's your favorite veggie preparation method – roasted, sautéed, or raw?

Veggie Boost

Day 4

Goal - Sneak Veggies into Your Main Dish

- Add grated zucchini, carrots, or chopped mushrooms into pasta sauce, tacos, or meatballs.
- Try mashed cauliflower or butternut squash instead of regular mashed potatoes.

Day 4

How can you make your favorite meal even healthier with an extra veggie?

Veggie Boost

Day 5

Goal - Try a New Veggie

- Pick a vegetable you've never tried (or haven't eaten in a while) and find a simple recipe to enjoy it.
- Examples: Roasted Brussels sprouts, sautéed bok choy, or grilled eggplant.

Day 5

Did you try a new veggie today? How did you like it?

Veggie Boost

Day 6

Goal - Blend It Up

- Make a veggie-packed smoothie with spinach, frozen cauliflower, or avocado for creaminess.
- Prefer a savory option? Try a blended soup with tomatoes, carrots, or roasted red peppers.

Day 6

Take a moment to pause halfway through your meal. How do you feel? Are you still hungry?

Veggie Boost

Day 7

Goal - Go Meatless for a Meal

- Make veggies the star! Try a veggie stir-fry, hearty lentil soup, or a loaded salad with nuts, seeds, and beans for protein.
- This is a great time to revisit your favorite veggie meals from the week and build on what you loved!

Day 7

Reflect on your mindful eating journey this week. What's one thing you'll continue to do?

Day 7

Your body loves hydration! Keep sipping, keep glowing, and enjoy the energy boost that comes with staying refreshed.

WEEK 2

Hydration Boost

Day 8

Goal: Drink at least 8 cups of water per day, or aim for a hydration goal based on your individual needs (e.g., ½ ounce per pound of body weight).

Daily Focus: Add hydration-friendly habits to your day to make drinking water easy and enjoyable.

Day 8: Start Your Day with Water

- Before your morning coffee or tea, drink a full glass of water to rehydrate after sleep.
- Keep a glass by your bed as a reminder!

To try:

- Cucumber-Mint Water: Cucumber, mint leaves, water
- Berry-Infused Water: Strawberries, raspberries, water
- Lemon-Ginger Detox Tea: Lemon, ginger, hot water

Daily Tracker

	SUN	MON	TUE	WED	THU	FRI	SAT

	SUN	MON	TUE	WED	THU	FRI	SAT

	SUN	MON	TUE	WED	THU	FRI	SAT

Daily Water Intake

WEEK ..... DAILY GOAL ..... RESULT .....

SUNDAY

MONDAY

TUESDAY

WEDNESDAY

THURSDAY

FRIDAY

SATURDAY

Day 8

How much water did you drink today? Did you add anything extra (like lemon or herbs)?

Hydration Boost

Day 9

Goal - Carry a Water Bottle Everywhere

- Bring a reusable water bottle with you and sip throughout the day.
- If needed, set reminders on your phone to take a few sips every hour.

Day 9

What time of day do you tend to forget to drink water? Set a reminder!

Hydration Boost

Day 10

Goal - Infuse for Flavor

- Try adding lemon, cucumber, mint, berries, or even a splash of coconut water to make drinking water more enjoyable.
- Experiment with different combinations until you find your favorite!

Day 10

What's your favorite way to make water more exciting? Try cucumber or mint.

Hydration Boost

Day 11

Goal - Pair Water with Meals

- Drink a glass of water before each meal—it helps with digestion and prevents overeating.
- If you usually drink soda or juice, try replacing one with water today.

Day 11

Drink a glass of water before each meal today. How did it make you feel?

Hydration Boost

Day 12

Goal - Hydrate with Food

- Eat water-rich foods like watermelon, cucumber, oranges, or soup.
- Try a smoothie with hydrating ingredients like coconut water, spinach, and pineapple.

Day 12

Hydrate with something other than water. What did you choose?

Hydration Boost

Day 13

Goal - Set a Hydration Goal & Track It

- Decide how much water you want to drink today and track your intake.
- Use a journal, app, or simple tally marks on paper.

<u>You don’t have to be perfect, just consistent!</u>

Day 13

How does staying hydrated today make you feel (energized, focused, etc.)?

Hydration Boost

Day 14

Goal - Upgrade Your Evening Routine

- Drink a calming herbal tea or a warm glass of lemon water before bed.
- Reflect on how staying hydrated has made you feel this week—better energy, clearer skin, improved digestion?

Day 14

Reflect on the week: Did you meet your hydration goal? How did it impact your energy and mood?

WEEK 3

Mindful Eating

Day 15

Goal: Slow down and be present while eating; eliminate distractions and tune in to your body's signals.

Daily Focus: Pay attention to hunger cues, savor every bite, and practice portion control.

Day 15: Eat Without Distractions

- Turn off the TV, put away your phone, and focus fully on your meal.
- Notice the colors, textures, and smells of your food before taking a bite.

Tips:

- Try using smaller plates to help control portions.
- Chew each bite 20 times for better digestion.
- Create a peaceful eating environment (no phones, TV, or rushing).

Daily Tracker

	SUN	MON	TUE	WED	THU	FRI	SAT

	SUN	MON	TUE	WED	THU	FRI	SAT

	SUN	MON	TUE	WED	THU	FRI	SAT

Daily Water Intake

WEEK ..... DAILY GOAL ..... RESULT .....

SUNDAY

MONDAY

TUESDAY

WEDNESDAY

THURSDAY

FRIDAY

SATURDAY

Day 15

How did you feel after slowing down and eating without distractions?

Mindful Eating

Day 16

Goal - Chew Slowly & Savor Every Bite

- Try chewing each bite 15–20 times before swallowing.
- Focus on the flavors and textures—what do you notice?

Day 16

Did you eat until you were full, or did you stop when satisfied?

Mindful Eating

Day 17

Goal - Pause Halfway Through Your Meal

- Set your fork down and take a deep breath halfway through eating.
- Ask yourself: “Am I still hungry, or am I satisfied?” Adjust portions accordingly.

Day 17

Did you eat until you were full, or did you stop when satisfied?

Mindful Eating

Day 18

Goal - Engage Your Senses

- Take time to appreciate the visual appeal, aroma, and taste of your food.
- Try describing the flavors in your head as you eat.

Day 18

Did you savor each bite of your meal today? How did it feel?

Mindful Eating

Day 19

Goal - Listen to Your Hunger Cues

- Before eating, ask: “Am I truly hungry or just bored/stressed?”
- Use a hunger scale (1 = starving, 10 = stuffed) to assess how you feel before and after eating.

Day 19

Take a moment to pause halfway through your meal. How do you feel? Are you still hungry?

Mindful Eating

Day 20

Goal - Practice Gratitude for Your Food

- Before your first bite, take a moment to appreciate your meal—where it came from, who prepared it, and how it nourishes you.
- You can say a small gratitude statement like, “I’m thankful for this meal and how it fuels my body.”

Celebrate small wins,
every healthy choice counts!

Day 20

Practice gratitude for your food. What are you thankful for today?

Mindful Eating

Day 21

Goal - Mindfully Enjoy a Treat

- If you have a favorite snack or indulgence, eat it slowly and fully enjoy it—no guilt!
- Pay attention to how it makes you feel, both physically and emotionally.

Day 21

Reflect on your mindful eating journey this week. What's one thing you'll continue to do?

WEEK 4

Healthy Swaps

Day 22

Goal: Replace at least one processed food or snack with a whole food option.

Daily Focus: Find healthier alternatives to your usual snack or meal ingredients—small swaps add up!

Day 15: Swap Sugary Drinks for a Healthier Option

- Replace soda, juice, or sugary coffee drinks with water, herbal tea, or a homemade smoothie.
- Try sparkling water with a splash of lemon or berries for a refreshing twist.

To try:

- Homemade Trail Mix: Nuts, seeds, dried fruit (no added sugar)
- Smoothie Bowl: Frozen fruits, yogurt, chia seeds, nuts
- Energy Bites: Oats, peanut butter, honey, chia seeds

Daily Tracker

	SUN	MON	TUE	WED	THU	FRI	SAT

	SUN	MON	TUE	WED	THU	FRI	SAT

	SUN	MON	TUE	WED	THU	FRI	SAT

Daily Water Intake

WEEK ..... DAILY GOAL ..... RESULT .....

SUNDAY

MONDAY

TUESDAY

WEDNESDAY

THURSDAY

FRIDAY

SATURDAY

Day 22

Try swapping a sugary drink for water or tea. How did that feel?

Healthy Swaps

Day 23

Goal - Upgrade Your Snack

- Instead of chips or candy, reach for air-popped popcorn, mixed nuts, or veggie sticks with hummus.
- If you crave something sweet, try fruit with nut butter or dark chocolate (70%+ cacao).

Day 23

What processed snack did you swap today, and what did you choose instead?

Healthy Swaps

Day 24

Goal - Choose Whole Grains Over Refined Grains

- Swap white bread, pasta, or rice for whole-grain options like whole wheat bread, quinoa, or brown rice.
- If you're unsure, start with one meal—whole-grain toast at breakfast or brown rice at dinner.

Day 24

What's one easy healthy swap you can make today (e.g., whole grain bread, almond butter)?

Healthy Swaps

Day 25

Goal - Cook One Meal from Scratch

- Instead of takeout or packaged meals, prepare something fresh at home.
- Try a simple homemade soup, stir-fry, or grain bowl using whole ingredients.

Day 25

What's a processed food you regularly eat that you can replace with a healthier alternative?

Healthy Swaps

Day 26

Goal - Swap Store-Bought for Homemade

- Make a healthier version of a favorite processed food —like homemade salad dressing, granola, or trail mix.
- If time is short, start with one simple swap, like making overnight oats instead of packaged cereal.

Day 26

Can you swap your usual snack for a handful of nuts or some fruit?

Healthy Swaps

Day 27

Goal - Go for Leaner & Cleaner Proteins

- Swap processed meats (like deli meat or sausage) for leaner, whole-food proteins like grilled chicken, beans, or tofu.
- If you're a dairy lover, try Greek yogurt instead of sugary flavored yogurts.

Day 27

Try a leaner protein today, something you don't usually have.
How did it compare to your usual protein?

Healthy Swaps

Day 28

Goal - Proteins and vitamins come in a lot of shapes and forms.

- If eating a lot of vegetables isn't for you, try drinking them.
- Make a green smoothie using spinach, cucumber, lettuce, add a banana, some strawberries, ice cubes and water or milk.

Day 28

Try a homemade smoothie instead of a store-bought option.
How did it compare?

Healthy Swaps

Day 29

Goal - Reflect & Plan Your Favorite Swaps

- Look back at the swaps you tried this week—what worked best for you?
- Choose 1–2 swaps to keep as long-term habits moving forward!

Day 29

Reflect on your healthy swaps this week. Which swap has been your favorite?

Healthy Swaps

Day 30

Goal - Rinse and repeat.

- Look back at the challenge, are you hydrating? Are you eating mindfully? Are you eating healthier?
- Choose 1–2 swaps to keep as long-term habits moving forward!

Your body will thank you for nourishing it!

Day 30

Notes:

March into Health

Congratulations

You've completed the March into Healthy Eating challenge!
Reflect on how far you've come and celebrate your success! Keep incorporating these habits into your routine and continue nourishing your body every day.

"This is about progress, not perfection."

XO

Sara

More Resources

2025

Life Mastery Magazine

NUTRITION

© Copyright 2025 Life Mastery Publishing

Healthy me

RECIPE CARD

○ ○ ○ ○ ○

DIFFICULTY

NAME OF DISH

CATEGORY

PREP TIME

COOK TIME

INGREDIENTS

-
-
-
-
-
-
-
-
-
-
-

INSTRUCTIONS

notes

© Copyright 2025 Life Mastery Publishing




I AM
GRATEFUL
FOR MY
BODY

What Are Affirmations?

Affirmations are positive statements that are repeated to oneself with the intention of instilling a particular belief or mindset. They are often used as a tool for self-improvement and personal development. Affirmations work by influencing the subconscious mind, helping to challenge and reframe negative or limiting beliefs that may be holding an individual back.

How to Use Affirmations:

1. Repetition: Affirmations are repeated regularly, either silently or aloud. This repetition helps to reinforce the message and gradually replace negative thoughts with positive ones.
2. Belief reinforcement: Affirmations are most effective when they align with the individual's goals and values. By consistently repeating positive statements, individuals can strengthen their belief in themselves and their ability to achieve their goals.
3. Subconscious influence: Affirmations work by influencing the subconscious mind. The subconscious mind is believed to be more receptive to positive suggestions, especially when they are repeated frequently and with conviction.

Benefits of Using Affirmations:

1. Positive mindset: Affirmations help to cultivate a positive mindset by focusing on strengths, possibilities, and potential rather than dwelling on limitations or failures.
2. Increased self-confidence: Regularly affirming positive statements can boost self-confidence and self-esteem, helping individuals to overcome self-doubt and insecurity.
3. Motivation and goal achievement: Affirmations can provide motivation and encouragement, helping individuals to stay focused on their goals and persevere through challenges.
4. Stress reduction: Positive affirmations can help to reduce stress and anxiety by promoting feelings of calmness, optimism, and resilience.
5. Improved relationships: Affirmations can also be used to improve relationships by promoting empathy, understanding, and forgiveness.

Overall, affirmations can be a powerful tool for personal growth and self-improvement when used consistently and with intention. However, it's important to note that while affirmations can be beneficial, they are not a substitute for action or addressing underlying issues that may be contributing to negative thought patterns.

© Copyright 2025 Life Mastery Publishing

Write Your Own Affirmations

© Copyright 2025 Life Mastery Publishing

Affirmations

Date:

© Copyright 2025 Life Mastery Publishing

© Copyright 2025 Life Mastery Publishing

What Is Journaling?

Journaling is all about jotting down your thoughts, reflections, and experiences in a diary or journal. It can be as simple as free-flow writing or using prompts for self-discovery.

The benefits of journaling are pretty awesome and can really boost your mental, emotional, and physical well-being. A few of those benefits are listed below.

- Stress Reduction: Journaling provides a safe outlet for expressing emotions and processing stressful experiences. By putting thoughts and feelings onto paper, individuals can release tension and gain perspective, leading to reduced feelings of anxiety and overwhelm.

- Clarity and Self-Reflection: Writing down thoughts and feelings can bring clarity to complex emotions and situations. Journaling allows individuals to explore their innermost thoughts, leading to greater self-awareness, understanding, and insight into their own behavior and motivations.

- Emotional Healing and Processing: Reflective journaling enables individuals to work through past traumas or difficult experiences. By putting experiences into words, individuals can validate their emotions, gain closure, and promote emotional healing and growth.

- Goal Setting and Achievement: Journaling can help individuals clarify their goals, set intentions, and track their progress over time. By regularly writing down goals, action plans, and milestones, individuals can stay focused, motivated, and accountable, increasing their likelihood of success.

- Improved Mental Health and Well-being: Regular journaling has been linked to improved mood, increased self-esteem, and reduced symptoms of depression and anxiety. By engaging in self-expression and self-reflection, individuals can boost their overall mental health and well-being, leading to a greater sense of fulfillment and life satisfaction.

© Copyright 2025 Life Mastery Publishing

Write Your Own Journal Prompt

© Copyright 2025 Life Mastery Publishing

Journal Prompt

Date:

© Copyright 2025 Life Mastery Publishing

© Copyright 2025 Life Mastery Publishing